

Journey Land



2	+10		+5		+2		+10		+10		+9		+5				
																	+9
	+5		+8		+1		+1		+7		+1		+8		+2		
	+5		+7		+4		+10		+3		+9		+8		+8		
		+6				+2			+3				+1				

Desert Land



+10		+6		+6		+7		+10		+1		+8		+2	
-----	--	----	--	----	--	----	--	-----	--	----	--	----	--	----	--

--	--	--	--	--	--	--	--	--	--	--	--	--	--	--	--

+4		+10		+2		+1		+9		+3		+10			
----	--	-----	--	----	--	----	--	----	--	----	--	-----	--	--	--




+8
+4
+6
+8
+4

9	+6		+4		+4
---	----	--	----	--	----

	+7		+8

+5
+2

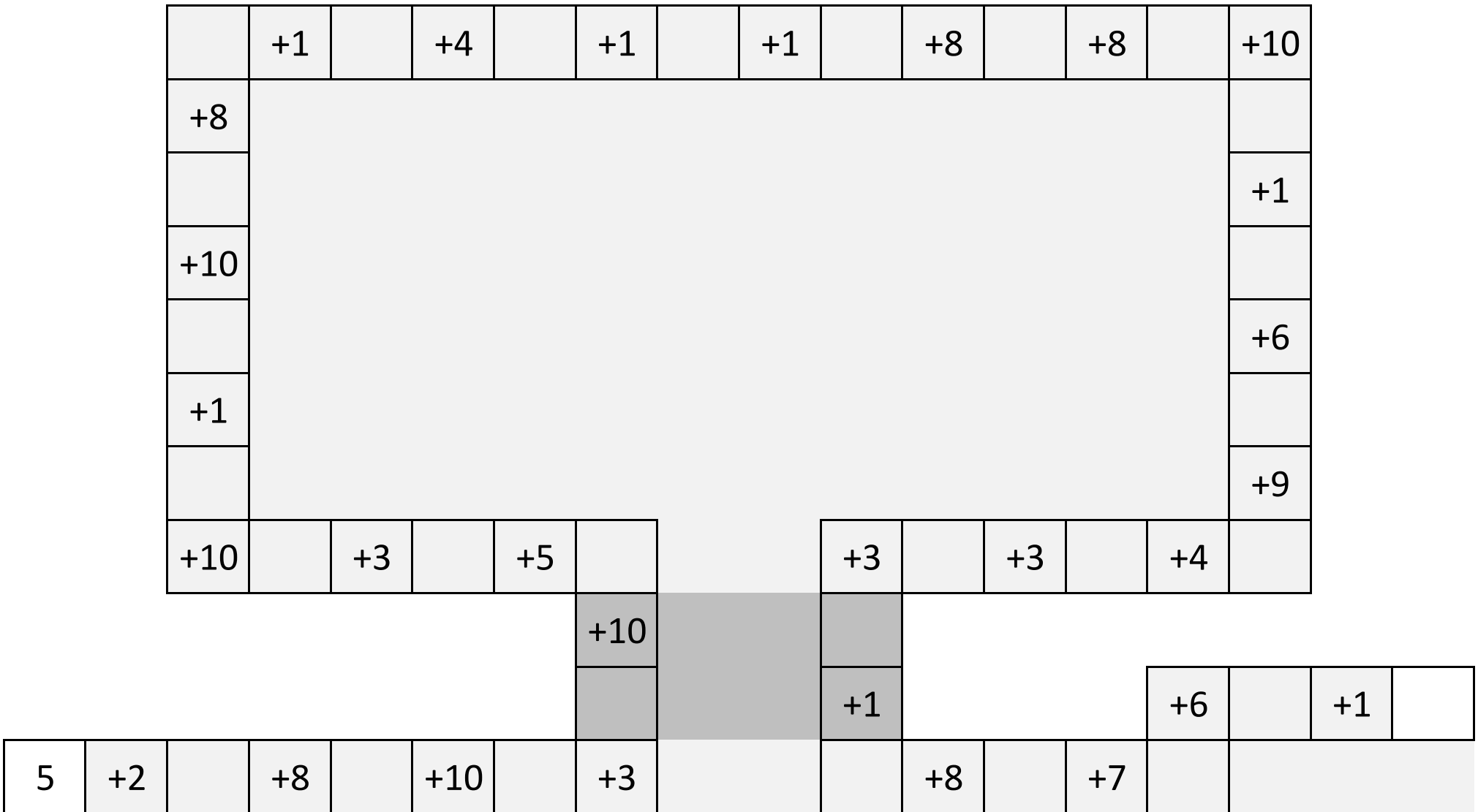
	+1		+6		+4		+4		+8		+8		+4
--	----	--	----	--	----	--	----	--	----	--	----	--	----



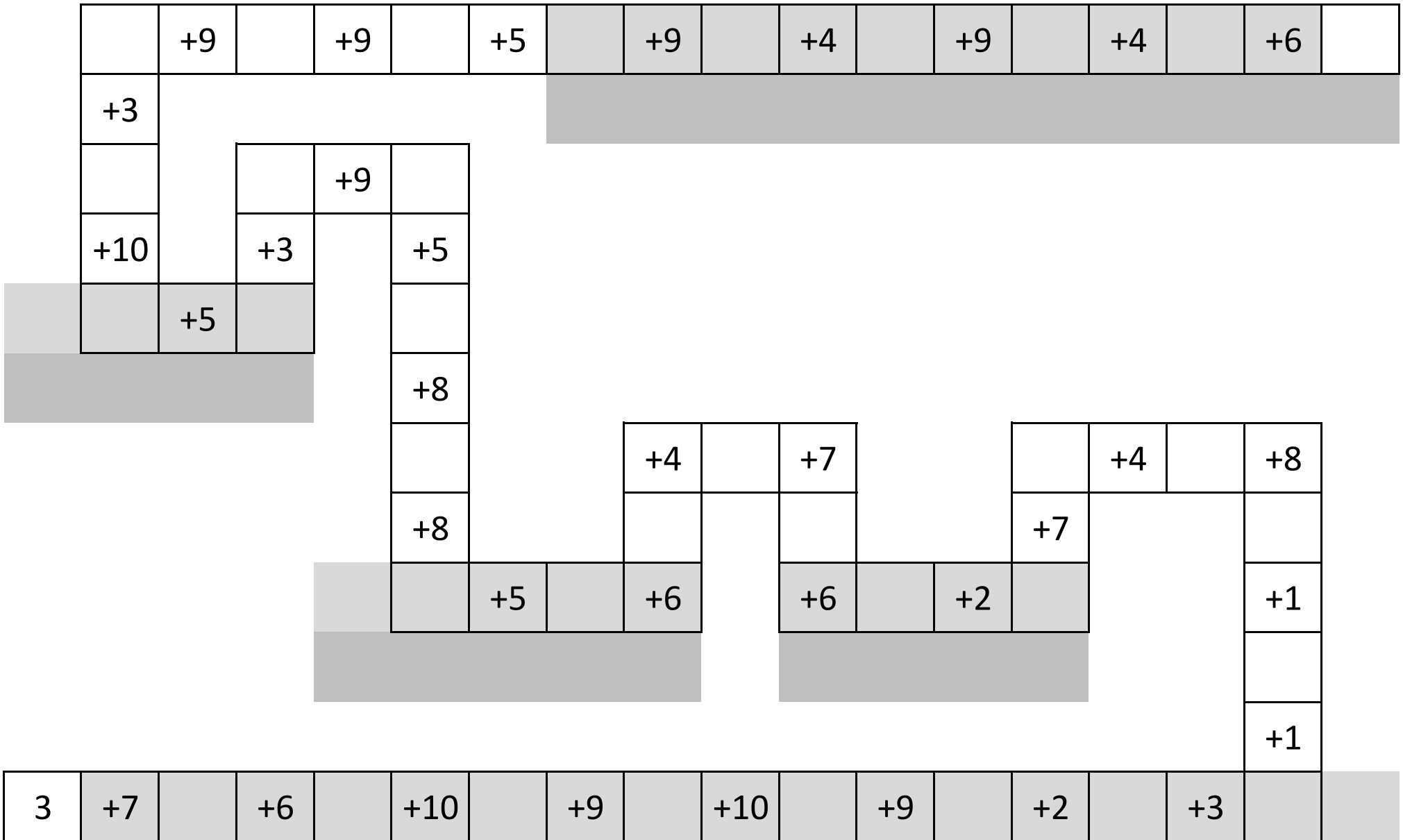
Ice Land

1	+10		+10		+6		+2		+1		+4		+1		+7	
																+10
	+2		+7		+7											
																+8
	+6					+2		+1		+7		+3				
												+3				+6
	+1		+5													
					+10											
					+6											
					+9		+7		+3		+2		+2		+2	
																+10

Big Tree Land



Jump Land



Cubey Castle

